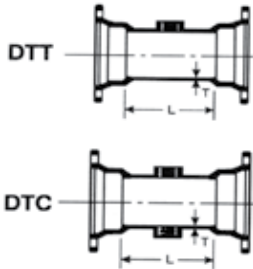


CONEXIONES COMPACTAS DE JUNTA MECANICA (MJ) HIERRO DUCTIL CLASE 350 DE ACUERDO A ANSI / AWWA C153 / A21.53

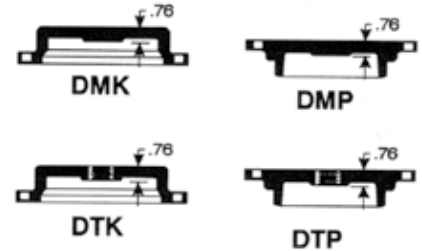
TEES Y CRUCES CON ROSCA (TAP)



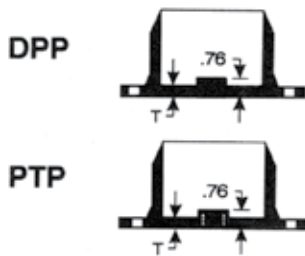
Diámetro	TEE		CRUZ		T	L	Diámetro de rosca
	No. de Parte	Peso	No. de Parte	Peso			
3	DTT3	19	DTC3	19	0.34	6	2
4	DTT4	23	DTC4	23	0.35	6	2
6	DTT6	37	DTC6	37	0.37	6	2
8	DTT8	53	DTC8	53	0.39	6	2
10	DTT10	68	DTC10	68	0.41	6	2
12	DTT12	88	DTC12	88	0.43	6	2
16	DTT16	164	DTC16	202	0.52	8	2
20	DTT20	259	DTC20	259	0.57	10	2
24	DTT24	320	DTC24	320	0.61	10	2

TAPAS CIEGAS HEMBRA Y MACHO (CAP Y PLUG)

Diámetro	Hembra Sólida	Hembra C/Rosca		Macho Sólida	Macho C/Rosca	
	No. de Parte	No. de Parte	Peso	No. de Parte	No. de Parte	Peso
2	DMK2	DTK3	10	DMP3	DTP3	8
3	DMK3	DTK4	8	DMP4	DTP4	10
4	DMK4	DTK4	9	DMP4	DTP4	10
6	DMK6	DTK6	15	DMP6	DTP6	16
8	DMK8	DTK8	22	DMP8	DTP8	26
10	DMK10	DTK10	32	DMP10	DTP10	36
12	DMK12	DTK12	42	DMP12	DTP12	46
14	DMK14	DTK14	66	DMP14	DTP14	75
16	DMK16	DTK16	92	DMP16	DTP16	95
18	DMK18	DTK18	114	DMP18	DTP18	121
20	DMK20	DTK20	125	DMP20	DTP20	135
24	DMK24	DTK24	166	DMP24	DTP24	175
30	DMK30	DTK30	345	DMP30	DTP30	355



TAPAS DE EMPUJE MACHO



Diámetro	Hembra Sólida	Hembra C/Rosca	T	Peso
	No. de Parte	No. de Parte		
4	DPP4	PTP4	12	0.43
6	DPP6	PTP6	20	0.47
8	DPP8	PTP8	27	0.49
10	DPP10	PTP10	36	0.52
12	DPP12	PTP12	47	0.54
16	DPP16	PTP16	59	0.60

LATERALES 45°

Diámetro		No. de Parte	X	Y	T	T1	PESO
Línea	Ramal						
3	3	DMY33	2.0	8.5	0.34	0.34	36
4	4	DMY44	2.5	9.5	0.35	0.35	45
6	4	DMY64	1.5	11.0	0.37	0.35	67
6	6	DMY66	3.0	13.0	0.37	0.37	93
8	4	DMY84	0.5	13.0	0.39	0.35	93
8	6	DMY86	2.0	14.5	0.39	0.37	113
8	8	DMY88	3.5	16.0	0.39	0.39	136
10	4	DMY104	0.0	15.0	0.41	0.35	118
10	6	DMY106	1.0	16.0	0.41	0.37	136
10	8	DMY108	2.5	17.0	0.41	0.39	170
10	10	DMY1010	3.5	19.0	0.41	0.41	199
12	4	DMY124	0.0	16.5	0.43	0.35	150
12	6	DMY126	1.5	18.5	0.43	0.37	186
12	8	DMY128	1.5	18.5	0.43	0.39	188
12	10	DMY1210	3.0	20.0	0.43	0.41	223
12	12	DMY1212	4.5	22.5	0.43	0.43	272

